

2015



Thea, the new upholstered system, originates from the female interpretation of shapes and from the balance of guidelines in apparent antithesis: comfortable, cozy - tidy, dynamic - rigorous, lightweight - highly compact.

Thea's eclecticism lies in the harmonious research of different points of view: frontally orthogonal, sideways tilted and concave on the back. The sofa is highly original and dynamic just because it melts all of these languages: it is a game of projections and shapes that gives its design a unique and recognisable sign.

Womanhood is enhanced by the cover: just like a dress that wraps and drapes volumes, folds perfectly stick to the modules' shapes.

Top care for tailoring details, as well as for the dictates of Italian tailoring, by using different seams. Application of bias seaming and contrast edging in three different colours (white, dove grey and dark grey) in order to define angles, curves and shapes.

Six functional accessories complete the collection, designed to express at best the whole system's versatile and practical nature. Upholstered furniture changes trim without using any mechanism, the wished comfort is achieved quite simply through small gestures.

The new "dynamic accessory" concept meets different needs and uses. Moreover it is able to adapt and transform in time. It changes during the various moments of the day, it modifies and updates over the years.

- **Headrest cushion:** draped, with contrast profile on the side sections. Equipped with shaped padding in polyurethane foam to perfectly fit the sofa's backrest, to allow for a more comfortable position. Available in the fabrics recommended for the sofa. Fully removable cover. Size: L64 H74.

- **Back cushion:** goose down padding, it reminds the softness of the headrest cushion and the coating draping technique, with detail of contrast profile. Available in the fabrics recommended for the sofa in the new linen, silks and wools available. Fully removable cover. Size: L65 H25.

- **Square cushion:** goose down padding, a cushion with a simple look, but is sophisticated in the tailoring detail, with contrast profile to enhance its shape. Available in the fabrics recommended for the sofa in the new linen, silks and wools available. Fully removable cover. Size: L50 H50.

- **Quilt:** it dresses the backrest, thus changing the upholstery sofa image. Double face, the quilt features a side combined with the sofa's fabric, while you can choose the other-one in the wide range of linen, silks and wools available. To play with contrasts as well as with tone-on-tone combinations is always possible, thus increasing the already high level of customisation. Quilting is the special feature, covering it by half. Another key feature is the contrast profile in the end section. Not removable cover. Size: L64 H131

- **Blanket:** big plaid, inspired by Ancient Greece's "peplos". Multitask use: from simple blanket or antimacassar, it can be turned into a headrest as well as into a cushion-holding mantle. Its functional nature is also determined by the fabric choice: warm with wools, fresh with flax. The button's detail is quite precious: it is coated with the contrast profile's fabrics, matched with the riveted seaming that outlines boards. Available in the new range of linen and wools. Size: L140 H189

- **Aluminium tray** (3 mm thick) varnished in white, matt graphite grey. Size: P25 L80; P25 L94,6



VIDEO



<http://www.mdfitalia.it/arealibera/video/thea2.html>

System composed of 8 types of modules, originating a wide range of combinations and compositions, also thanks to a simple coupling system:

- **end module** with left or right armrest, L103 D96 H72
- **intermediate module**, L82 D96 H72
- **chaise longue module** with left or right armrest, L103 D175 H72
- **chaise large module** with left or right backrest, L175 D96 H72
- **standard corner module**, L96 D96 H72
- **extra corner module**, left or right, L137 D96 H72
- **inclined pouf module**, L103 D80 H38
- **island pouf module**, L96 D96 H38

The inclined pouf can be combined (side identified by the profile's detail) with the end or intermediate modules (thus generating daybeds); the island pouf, as well as being used individually, can play the role of an angular module.

Framework

The supporting structure is made of solid wood and plywood with a base equipped with elastic belts and feet. The padding is in variable density polyurethane, while the cover in polyester padding.

Coating and fabrics

Coating covers every part of the sofa and is completely removable.

The collection's typical feature is the contrast profile that is present in all of the upholstered modules and accessories; available in the following Manila colour options: white, dove grey and dark grey, with free combinations on demand. System's customisation is ensured by a wide range of fabrics either with neutral or bright colours, either with structured or minimal weft and featuring high quality natural fibres.

Leather version is not available.

An extra cover can be purchased for both the upholstered modules and the cushions.

For further information, please see the section 8 of the price list and the section "fabric collection" on the website.

FLAME RETARDANT PADDING

Norms 1IM, California TB 117-2013 and BS are available upon request with a surcharge as of +5%. Feasibility, costs and delivery times to be verified with our Sales Dept.

NB: the use of flame retardant polyurethanes and interliner can give a different result from the standard.

For the choice of the upholstery and its feasibility according to any norms, please refer to section 8 of the price list.

PROFILES



R224 = Manila, dark grey



R226 = Manila, dove grey



R427 = Manila, white

FABRICS FOR ACCESSORIES: Back cushion, Square cushion, Quilt (side B), Blanket*

TEBE cat. C



006 (R417)



008 (R418)



0013 (R419)



0029 (R420)



0038 (R421)



1030 (R422)



1031 (R423)

*ABAKAN cat. D



003 (R424)



052 (R425)



131 (R426)

*GIZA cat. D



05 (R411)



09 (R428)



10 (R412)



15 (R413)



31 (R414)



33 (R415)



34 (R416)

DELHI cat. G



140 (R397)

GOA cat. G



002 (R398)



003 (R399)

KATAI cat. G



02 (R400)



03 (R401)



07 (R402)



08 (R403)



13 (R404)

*ALTAI cat. H



02 (R405)



07 (R406)



08 (R407)



25 (R408)



37 (R409)



39 (R410)

THEA accessories

PROFILES



R224 = Manila, dark grey



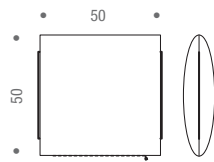
R226 = Manila, dove grey



R427 = Manila, white



BACK CUSHION



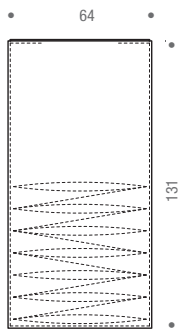
SQUARE CUSHION



With contrast profile to enhance its shape.



Contrast edging in three different colours (white, dove grey and dark grey)

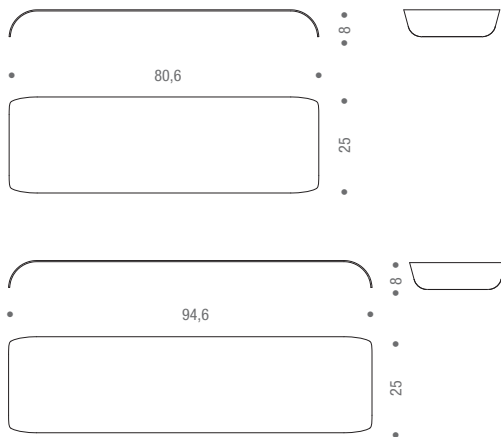


QUILT

Quilting is the special feature, covering it by half. Another key feature is the contrast profile in the end section



Double face, the quilt features a side combined with the sofa's fabric, while you can choose the other one in the wide range of linen, silks and wools available.



TRAY



PROFILES



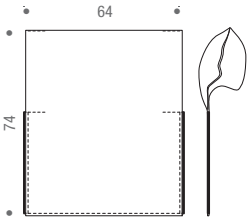
R224 = Manila, dark grey



R226 = Manila, dove grey



R427 = Manila, white




HEADREST CUSHION



With contrast profile to enhance its shape



Contrast edging in three different colours (white, dove grey and dark grey)



BLANKET

Multitask use: from simple blanket or antimacassar, it can be turned into a headrest as well as into a cushion-holding mantle.



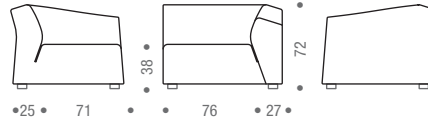
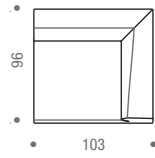
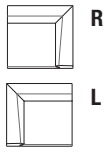
The button is coated with the contrast profile's fabrics, matched with the riveted seaming that outlines boards.



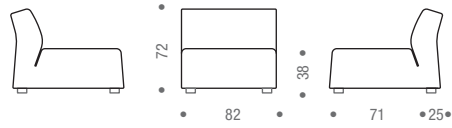
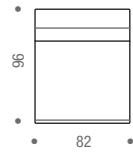
The new "dynamic accessory" concept meets different needs and uses. Moreover it is able to adapt and transform in time. It changes during the various moments of the day, it modifies and updates over the years.

THEA

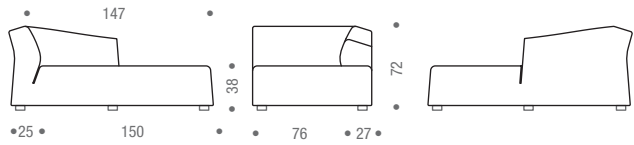
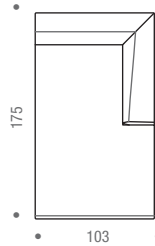
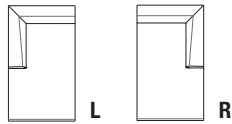
END MODULE



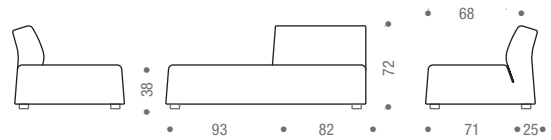
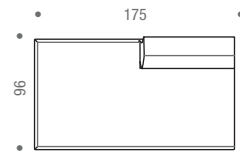
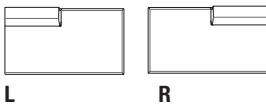
INTERMEDIATE MODULE




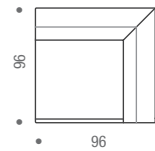
CHAISE LONGUE MODULE



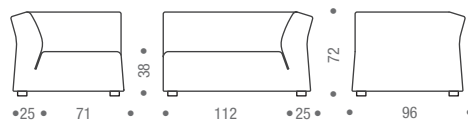
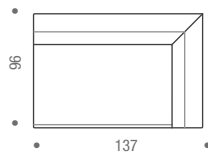
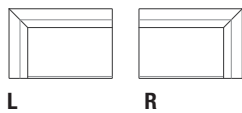
CHAISE LARGE MODULE



STANDARD CORNER MODULE

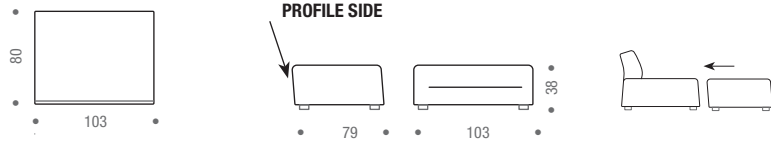


EXTRA CORNER MODULE



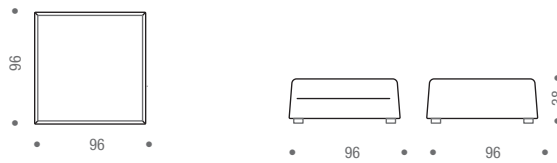
INCLINED POUF MODULE

The inclined pouf can be combined (side identified by the profile's detail) with the end or intermediate modules (thus generating daybeds).



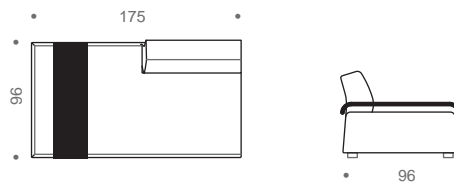
ISLAND POUF MODULE

The island pouf, as well as being used individually, can play the role of an angular module.

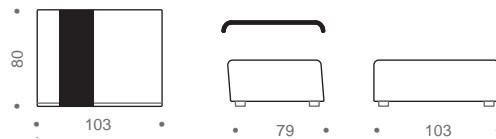


TRAY EXAMPLES OF USE

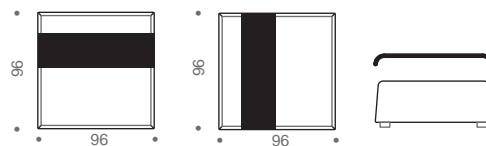
CHAISE LARGE tray L94,6 cm



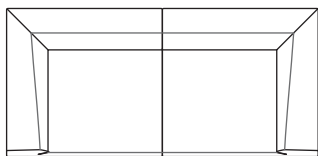
INCLINED POUF tray L80,6 cm



ISLAND POUF tray L94,6 cm



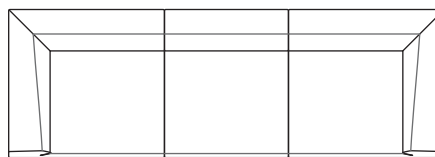
The compositions are priced with fabrics of cat.D



A - L206 D96 H72 seat H38

- 1 end module with arm L
- 1 end module with arm R


TOT € VAT excl.



B - L288 D96 H72 seat H38

- 1 end module with arm L
- 1 intermediate module
- 1 end module with arm R

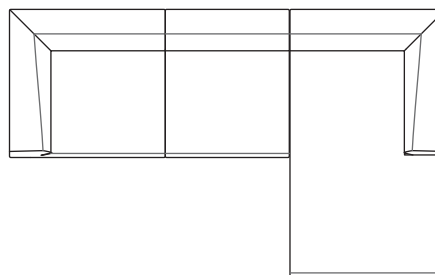
TOT € VAT excl.



C - L288 D176 H72 seat H38

- 1 end module with arm L
- 1 intermediate module
- 1 end module with arm R
- 1 inclined pouf module *


TOT € VAT excl.



D - L288 D175 H72 seat H38

- 1 end module with arm L
- 1 intermediate module
- 1 chaise longue module R

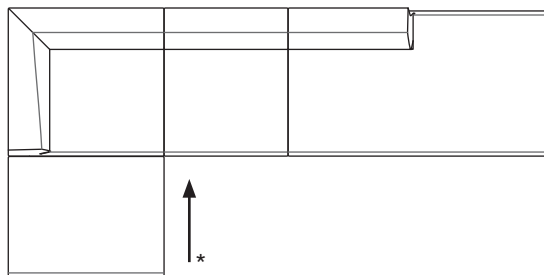
TOT € VAT excl.



E - L360 D96 H72 seat H38

- 1 end module with arm L
- 1 intermediate module
- 1 chaise large module L

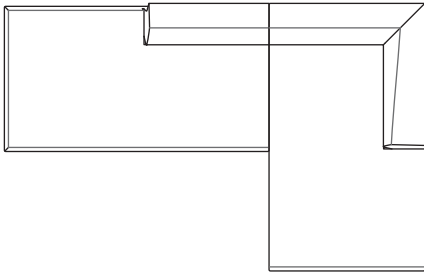
TOT € VAT excl.



F - L360 D176 H72 seat H38

- 1 end module with arm L
- 1 intermediate module
- 1 chaise large module L
- 1 inclined pouf module *

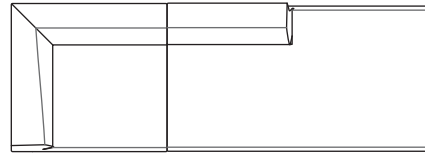
TOT € VAT excl.



G - L278 D175 H72 seat H38

- 1 chaise large module R
- 1 chaise longue module L

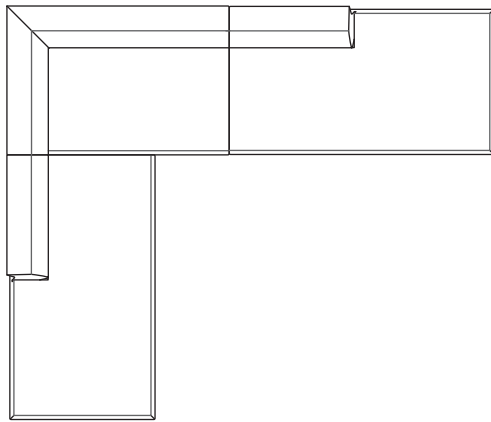
TOT € VAT excl.



H - L278 D96 H72 seat H38

- 1 end module with arm L
- 1 chaise large module L

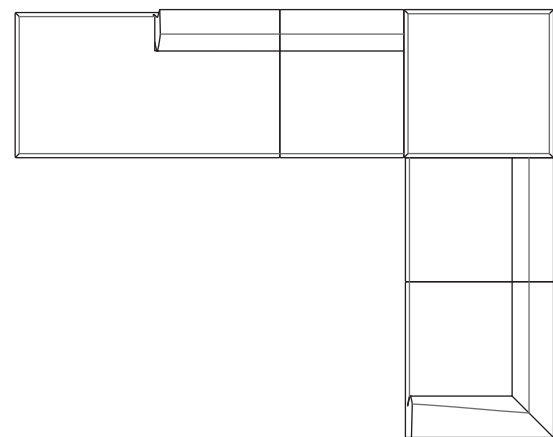
TOT € VAT excl.



I - L312 D271 H72 seat H38

- 1 chaise large module R
- 1 extra corner module L
- 1 chaise large module L

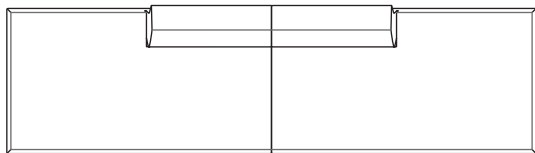
TOT € VAT excl.



L - L353 D281 H72 seat H38

- 1 chaise large module R
- 2 intermediate module
- 1 island pouf module
- 1 end module with arm R


TOT € VAT excl.



M - L350 D96 H72 seat H38

- 1 chaise large module R
- 1 chaise large module L

TOT € VAT excl.



N - L281 D199 H72 seat H38

- 1 end module with arm L
- 1 intermediate module
- 1 standard corner module
- 1 end module with arm R

TOT € VAT excl.
