

Information: The content of this document, in particular the mentioned models, is protected by copyrights and/or design rights. The present document and its content is communicated to you for information purposes only. Any partial or total reproduction or any other use without our prior written permission is strictly prohibited.

This technical sheet remains subject to possible changes. All dimensions are in mm, unless mentioned otherwise. Extremis is not responsible for the errors in the documentation of products. All measurements are approximate and are provided for informational purposes only.

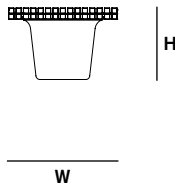
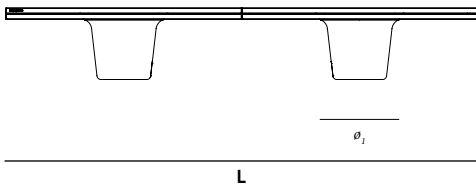
TECH SHEET
20150723

ROMEO & JULIET



Versions & options:

Romeo & Juliet | floor fastening | connection piece

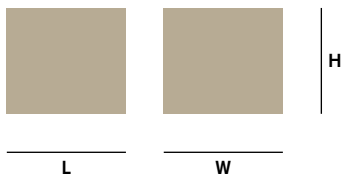


Dimensions (mm)	L	W	H	ø ₁
Romeo & Juliet	3200	735	485	490

BOX 1: TABLETOP

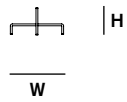
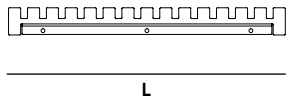


BOX 2: CONTAINER



Box dimensions (mm)		L	W	H	Qty (#)	Volume (m ³)	Gross weight (kg)	Net weight (kg)	Packaging weight (kg)
Romeo & Juliet	Box 1	3285	760	120	1	0,30	120,98	116,45	4,53
	Box 2	630	630	560	1	0,22	11,16	9,40	1,76
					total:	0,56	132,14	125,85	6,29

OPTIONAL CONNECTION PIECE




BOX 3: CONNECTION PIECE



Dimensions (mm)	L	W	H
Connection piece	732	141	72

Box dimensions (mm)		L	W	H	Qty (#)	Volume (m ³)	Gross weight (kg)	Net weight (kg)	Packaging weight (kg)
Connection piece	Box 3	760	170	120	1	0,02	9,01	8,01	1,00



Materials	Key facts	Thickness	Layer thickness	Density	In/outdoor	Water	UV colour fastness	Flame retarding
		mm	micron					
 Jatoba wood	<ul style="list-style-type: none"> • exceptional quality • characteristics: durability & stability • bleeds when wood is exposed to rain for the first few times • the dye is water-soluble • feels nice in cold and very hot weather 	35	n.a.	830 kg/m ³	outdoor & indoor	n.a.	untreated wood / turns grey after a while	/
Galvanised steel structural parts	<ul style="list-style-type: none"> • most durable method for protecting metal from rusting • protective layer very long life span • can perfectly be recycled 	2 - 10	50 - 100	7,50 10 ³ kg/m ³	outdoor & indoor	n.a.	very good: galvanisation will however become dull when used outdoors	NEN-EN 13501-1 A1*
Polyester containers	<ul style="list-style-type: none"> • gel coating is sprayed into the mould • the coating protects the polyester underneath against UV radiation 	2,50 - 3	30 - 60	1,70 10 ³ kg/m ³	outdoors & indoor	n.a.	very good: colour can fade a little bit when exposed to UV	NEN-EN 13501-1 C**

* NEN-EN13501-1 A1

Class A1 products will not contribute in any stage of the fire including the fully developed fire. For that reason they are assumed to be capable of satisfying automatically all requirements of all lower classes.

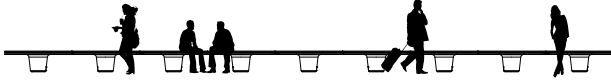
** NEN-EN13501-1 C

As class D but satisfying more stringent requirements.

APPLICATIONS

Private: environment, ...

Public: perfect for placing several benches one against the other, ...



F.A.Q.

Q: Which plant fits the best in the pots?

A: We advice to choose a small tree or plant which climbs high and doesn't grow to wide. Preferably choose a plant which fits in the climate in which the bench will be used. Ask your florist for advice.

Q: Do you need to oil the wood?

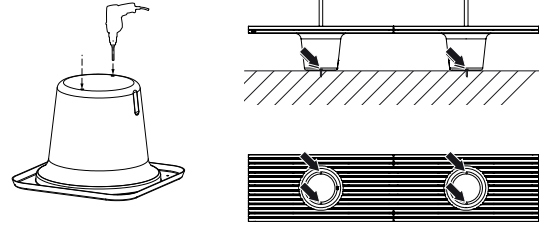
A: When delivered, the wood is untreated. Exposure to sun and rain will gradually change their colour to silvery grey, and also roughen the surface. If you want to somewhat retain their original colour, you should oil them once a year. We recommend using RMC Hybrid Wood Protector. This treatment will also reduce the wood's proneness to splits, cracks, (grease) stain absorption, etc. To clean the wood you can use special products (www.rmc-extremis.com) or simply a stiff bristle brush and some water. Be careful not to irreparably damage the wood fibres. For this reason, never use a high pressure cleaner.

MAINTENANCE

Download the manuals from our website for maintenance instructions.

FLOOR FASTENING

Romeo & Juliet comes with optional floor fastening. Drill two holes in each polyester container where indicated.



GOOD TO KNOW

1. The jatoba wood used in Romeo & Juliet is FSC® certified, which ensures that the wood we buy is sourced from legal, well managed forests.
2. Planting in an inner container, creating a water reservoir: drill an overflow hole in the side of the polyester container 9 cm above the ground to allow excess water to drain away.
3. The wood bleeds when it is exposed to rain for the first few times.
4. It's possible to attach several Romeo & Juliet benches to each other using a coupler. The space between the trees will always remain the same.

