

Designed by Jacques Adnet

PRODUCT



Item no.: 61070-XX
+ style code

DESCRIPTION

Few designers have succeeded in making a mirror a design icon but Jacques Adnet was the exception. Today, the elegant leather mirror that Adnet designed in 1950 provides inspiration for designers all over the world. His style is the epitome of luxury, so his 1950's collaboration with the exclusive French fashion house Hermès was a natural. In association with Hermès, Adnet developed a Collection of discreet yet voluptuous leather-covered furniture and interior accessories. This distinctive, round leather mirror with equestrian inspired detailing is a perfect example of Adnet's designs at that time. The mirror is available in either black or brown leather with strap and in three sizes: Ø45, Ø58 and Ø70 cm. The length of leather strap that supports the mirror is in direct proportion to the mirror diameter.

VERSION

- Tan Full Grain aniline leather / mirror glass
- Black Full Grain aniline leather / mirror glass

MIRROR VERSION

Series contains the following:

Ø45, Ø58, Ø70



COLOURS



// Tan

// Black

FACTS

MEASUREMENT - L X W X H MM

Size: H:140 X Ø70 cm
Depth of mirror frame: 7 cm
Strap width: 2.3 cm
Leather thickness frame 4,5 X two layers: 9 mm
Leather thickness strap: 4,5 mm

WEIGHT ITEM

7,7 kg

PACKAGING TYPE

Cardboard box

PACKAGING MEASUREMENT - L X W X H CM

L:84 W:84 H:13,5 CM

WEIGHT PACKAGING - MATERIAL TYPE

- Delivery note: 10 g
- Certificate: 10 g
- Assembly instructions: 10 g
- Bubble postal bag: 10 g
- PE polybag: 5 g

Designed by Jacques Adnet

ACCESSORIES

Adnet hanging - Brass - Order item no.: 61000-99050

- Mounting parts: 45 g
- Bracket: Burnished brass
- Drywall plug Driva TP12
- Hanger bolt
- Hexalobular socket key
- Tack-It removable adhesive
- Nylon dowel 8x40 mm

CLEANING AND MAINTENANCE

For normal cleaning, vacuum or dust frequently with a clean, dry cloth. If leather is soiled, it can be wiped with a damp soft cloth and a lather of any mild soap and a minimum amount of lukewarm water. Do not spot clean leather; clean the entire surface. Wipe clean with a damp cloth and dry with a clean, soft cloth.

For spots and spills, wipe excess liquid immediately with a clean cloth or sponge; let the leather air dry. If further cleaning is necessary, sponge the entire surface with clean, lukewarm water. Let the leather air dry; never use a hair dryer or other heat source to dry leather.

For stubborn spots and stains, apply a mild, nonabrasive soap solution with a clean, wet sponge. Rinse well and let air dry. For butter, oil, or grease, wipe the leather with a clean, dry cloth and let the remainder of the oil dissipate into the leather. Do not apply water or try to wash a grease spot. Do not use saddle soap, cleaning solvents, oils, furniture polishes, varnishes, abrasive cleaners, detergents, or ammonia on leather; they will ruin the finish, causing it to become sticky and cracked.

ENVIRONMENT

Parts can be separated and sorted for recycling.

- Cardboard box outer packaging quality ---: 1544 g
- Cardboard box inner packaging quality ---: 1050 g
- Polystyrene EPS foam: 840 g

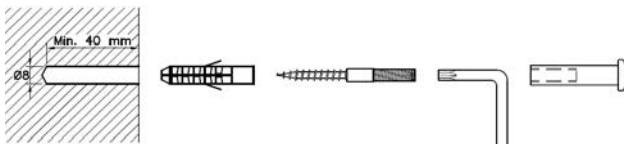
WEIGHT PACKAGING - TOTAL

11,5 kg

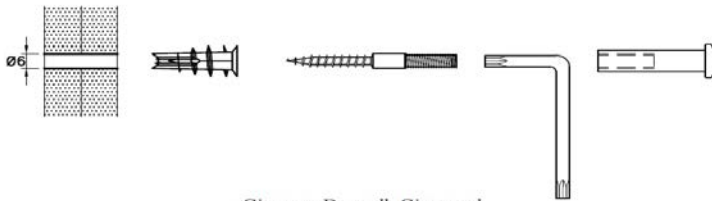
NUMBER OF PARCELS

1 pcs.


INSTALLATION INSTRUCTIONS



Betonvæg, Concrete wall, Betonwand



Gipsvæg, Drywall, Gipswand



Trævæg, Wooden wall, Holzwand

MINIMUM CEILING HEIGHT

