

Designed by Jacques Adnet

### PRODUCT



### COLOURS



// Tan



// Black

Item no.: 61560  
 + style code  
 - 00: Tan  
 - 01: Black

### DESCRIPTION

Few designers have succeeded in making a mirror a design icon but Jacques Adnet was the exception. Today, the elegant leather mirror that Adnet designed in 1950 provides inspiration for designers all over the world. His style is the epitome of luxury, so his 1950's collaboration with the exclusive French fashion house Hermès was a natural. In association with Hermès, Adnet developed a Collection of discreet yet voluptuous leather-covered furniture and interior accessories. This distinctive, round leather mirror with equestrian inspired detailing is a perfect example of Adnet's designs at that time. The mirror is available in either black or brown leather with burnished brass rivets on the edge. The rectangular mirror are in 3 dimensions: Small 70 x 50 cm, Medium 110 x 65 cm and Large 180 x 70 cm

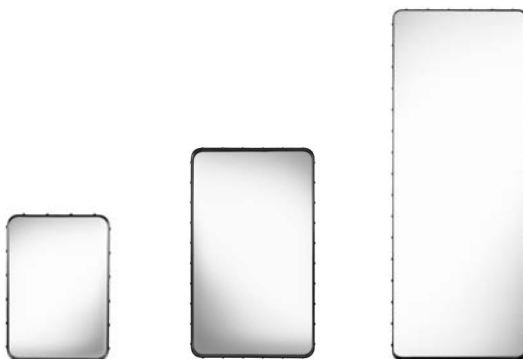
### VERSION

- Tan Full Grain aniline leather / mirror glass
- Black Full Grain aniline leather / mirror glass

### MIRROR VERSION

Series contains the following:

**Small 70 x 50 cm, Medium 110 x 65 cm, Large 180 x 70 cm**



### FACTS

#### MEASUREMENT - L x W cm

Size: L:110 x W:65 cm  
 Depth of mirror frame: 6,5 cm  
 Leather thickness frame 3 mm x 2 layers: 6 mm

#### WEIGHT ITEM

15200 g

#### PACKAGING TYPE

Cardboard box

#### PACKAGING MEASUREMENT - L x W x H cm

L:125 x W:78 x H:13 cm

#### WEIGHT PACKAGING - MATERIAL TYPE

- Delivery note: 10 g
- Certificate: 15 g
- Assembly instructions: 10 g
- Bubble postal bag: 10 g
- PE polybag: 10 g
- Mounting parts: 20 g
  - Screw hooks 2 pcs
  - Nylon dowel 8X40 mm 2 pcs

- Cardboard outside: 2050 g
- EPE Sheet: 23 g
- Polystyrene EPS foam: 852 g

#### WEIGHT PACKAGING - TOTAL

18200 g

#### NUMBER OF PARCELS

1 pcs.

Designed by Jacques Adnet

## ACCESSORIES

-

## CLEANING AND MAINTENANCE

For normal cleaning, vacuum or dust frequently with a clean, dry cloth. If leather is soiled, it can be wiped with a damp soft cloth and a lather of any mild soap and a minimum amount of lukewarm water. Do not spot clean leather; clean the entire surface. Wipe clean with a damp cloth and dry with a clean, soft cloth.

For spots and spills, wipe excess liquid immediately with a clean cloth or sponge; let the leather air dry. If further cleaning is necessary, sponge the entire surface with clean, lukewarm water. Let the leather air dry; never use a hair dryer or other heat source to dry leather.

For stubborn spots and stains, apply a mild, nonabrasive soap solution with a clean, wet sponge. Rinse well and let air dry. For butter, oil, or grease, wipe the leather with a clean, dry cloth and let the remainder of the oil dissipate into the leather. Do not apply water or try to wash a grease spot. Do not use saddle soap, cleaning solvents, oils, furniture polishes, varnishes, abrasive cleaners, detergents, or ammonia on leather; they will ruin the finish, causing it to become sticky and cracked.

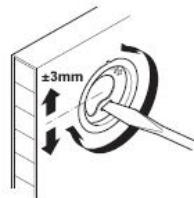
## ENVIRONMENT

Parts can be separated and sorted for recycling.

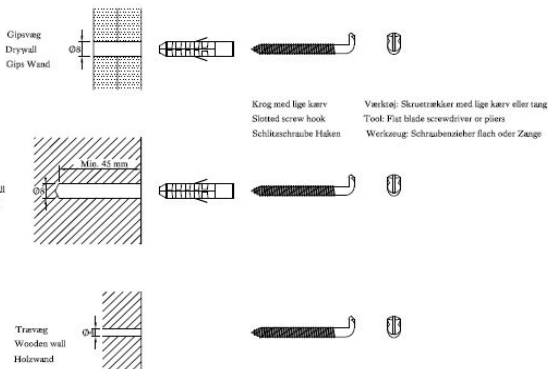
## INSTALLATION INSTRUCTIONS

On the back of the mirror there are placed two adjt mounting fittings.

They are placed along one of the short and long side back of the mirror with an internal distance of 280 mm. The mounting fitting can be adjust up and down +/- for the mirror to hang completely horizontal.



Instruction for mounting in different types of wall.



Template for drilling for mounting screws.

