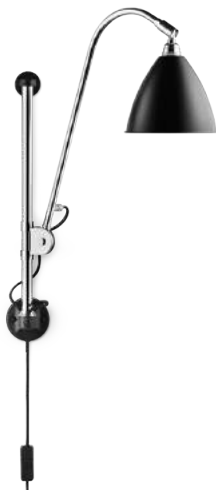


BESTLITE BL5 // WALL LAMP, CORD WITH SWITCH, EU MODEL

Designed by Robert Dudley Best

PRODUCT



Item no.: 001-0510X
+ style code

DESCRIPTION

Bestlite has been in continuous production since 1930. Robert Dudley Best created Bestlite design. He was highly influenced by the Bauhaus. In the past 80 years, people appreciated the lamps and it decorates many homes, hotels and restaurants worldwide. Loved by architects, designers and design aficionados throughout its 80-year history, today, Bestlite enjoys global iconic status.

VERSION - BESTLITE WALL LAMP BL5

Shade and base: Black, White or Off-White
Tube and arm: Chrome

RAL codes are indicative.

- Fabric wire - Black:
- Black / White inside // RAL 9004 / RAL 9003 // Gloss level 20 / Gloss level 20
- Fabric wire - Off-White:
- Off-White / White inside // RAL 1015 / RAL 9003 // Gloss level 20 / Gloss level 20
- Fabric wire - White:
- White / White inside // RAL 9003 / RAL 9003 // Gloss level 20 / Gloss level 20

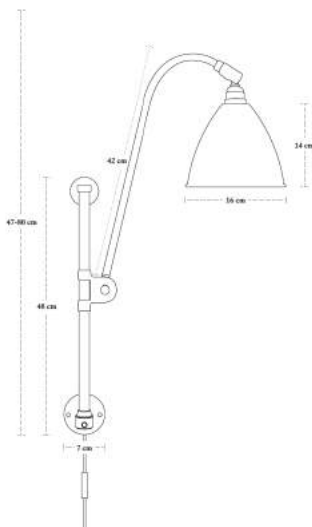
Please contact us for other colours or finishes.

VERSION

Order item - look for part number in the pricelist.

Series contains the following:

BL5, BL6, BL7, BL10



COLOURS



FACTS

MEASUREMENT - L X W X H MM

Lamp height: 470-800 mm
Tube length: 480 mm
Shade height: 140 mm
Shade diameter: Ø160 mm
Cord - total length w/sw: App. 2400 mm
Cord - exposed out of lamp: App. 2000 mm

WEIGHT ITEM - LAMP INCL. WIRE

1323 g

PACKAGING TYPE

White cardboard box w/ 5ply corrugated

PACKAGING MEASUREMENT - L X W X H CM

L:39 x W:61,5 x H:26 cm

WEIGHT PACKAGING - MATERIAL TYPE

- Paper Egg crate: 800 g
- Bestlite key: 18 g
- PE polybag: 1 g
- Screws: 4,5 g
- PE polybag: 60g
- Cardboard outside: 800 g
- Cardboard top: 84 g

WEIGHT PACKAGING - TOTAL

3200 g

NUMBER OF PARCELS

1 pcs.

LIGHT SOURCE

- Socket: E14 base
- Recommended light source: *All fluorescens light bulbs*
- Recommended wattage: 9 W ~ (40 WATT incandescent bulbs)
- Max wattage: 13 W

- Recommended light source: *Halogen light bulb*

- Recommended wattage: 28 W ~ (40 WATT incandescent bulbs)
- Max wattage: 28 W

- All lamps can be fitted with a dimmer.
Please contact your local electrician.

- Lightbulb not included

BESTLITE BL5 // WALL LAMP, CORD WITH SWITCH, EU MODEL

Designed by Robert Dudley Best

CLEANING AND MAINTENANCE

Use a soft damp cloth when cleaning your Bestlite lamp. Do not use household cleaners.

ACCESSORIES

Item no.: 001-99058A plug EU

ENVIRONMENT

-

TESTS

-

CERTIFICATION AND LABELS

CE-CERTIFIED

STANDARD - (* = Standard for each country/region)

STOCK - BL5*

Cord with switch. 2 pin plug

- Euro plug: Type C, 2 PIN, 2,5 amp
- Euro voltage: 230 V
- Frequency: 50 Hz
- Supply voltage: AC power ~
- Normally Closed IP20



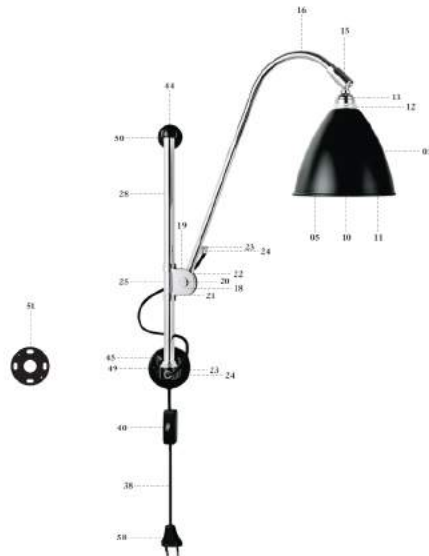
Class II / Double insulated



CE-Mark



Luminaires accepted for mounting on a flammable base



KOMPONENTS

Item no.: 001-0510X

- 01 // Shade
- 05 // Lamp holder
- 10 // Insulating ring
- 11 // Internal shade ring
- 12 // External shade ring
- 13 // Lamp holder cover
- 15 // Universal joint
- 16 // Bestlite arm
- 18 // Bestlite "clip"
- 19 // Bestlite nut
- 20 // Bestlite bolt
- 21 // Tension spring
- 22 // Fibre washer
- 23 // Cord grip
- 24 // Cord grip cover
- 25 // Acetate
- 38 // Textile covered cord
- 40 // Switch
- 44 // Top bracket
- 45 // Wall bracket
- 49 // Screw 9x19 mm
- 50 // Screw 6x36 mm.
- 51 // Mounting plate Ø7 cm
- 58 // Plug

MATERIAL

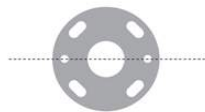
Shade and base: Powder coated aluminium
 Tube and arm: Chromed steel
 Textile covered cord

INSTALLATION INSTRUCTIONS

The Bestlite key:

It's a practical tool that enables you to fasten the lamp arm. Simply use it like a screwdriver in the slot in the Bestlite nut.

1.1 Handles for screwing
 Cut out a section of aluminium, and use directly on your wall for accurate placing of the hole.
 Measure the distance between holes.



Technical information

Light source: F10 T4 40W incandescent or 40W halogen bulb.
 Not approved for outdoor use.
 The lamp is not approved for outdoor use or use in damp/humid rooms.

Some advice on cleaning your Bestlite

Powder coated parts - base (bracket) and shade:
 Wipe the parts with a damp cloth, washed in warm water and a bit of mild detergent.

Chrome plated parts:

Wipe the parts with a damp cloth and mild detergent for best results.
 Do not use abrasive household cleaners.

Do not use alcohol or other cleaning products, glass cleaner or household cleaners.

Use only soft cloth for wiping and polishing, never paper or other wool.
 Do not use abrasive household cleaners.
 Do not use alcohol or other cleaning products, glass cleaner or household cleaners.

BESTLITE - GUBI, Møllehavevej 7-9, DK-2300, Copenhagen, Denmark - www.bestlite.com



BESTLITE
 DESIGN - 1950

