
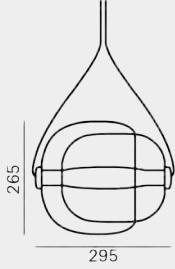


## PRODUCT LIST

### IDENTIFICATION

|  |                                     |
|--|-------------------------------------|
|  | <b>PC</b><br>PC937                  |
|  | <b>NAME</b><br>CAPSULA . D295 H265  |
|  | <b>TYPE</b><br>PENDENT LAMP         |
|  | <b>COLLECTION</b><br>CAPSULA        |
|  | <b>LINE</b><br>EXCLUSIVE LINE       |
|  | <b>DESIGNED BY</b><br>LUCIE KOLDOVÁ |



265  
295

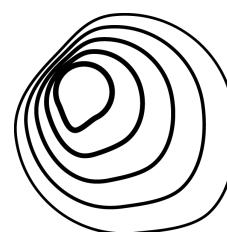
### CHARACTERISTIC

#### FEATURES

CAPSULA IS A SOPHISTICATED AND EXHILARATING LIGHT BEARING RESEMBLANCE TO A PLANT CELL OR SEED. THE NUCLEUS OF THE PIECE IS A TUBULAR TRIPLEX-GLASS LED LIGHT SOURCE, DEVELOPED BY BROKIS, THAT TRANSECTS THE INNER SHADE AND TRANSLUCENT EXTERNAL SHELL TO FORM A NOTIONAL AXIS. THE LAYERING AND OVERLAPPING OF THESE THREE DISTINCT COMPONENTS GIVE RISE TO DRAMATIC 3D OPTICAL EFFECTS. THE END CAPS FASTEN THE COMPONENTS TOGETHER AND SERVE AS ANCHOR POINTS FOR THE CREATIVE DUAL SUSPENSION STRAPS, WHICH ALSO CONCEAL THE POWER CABLE AND ALLOW FOR VARIATION IN THE FINAL POSITIONING OF THE LIGHT. THE CAPSULA COLLECTION IS OFFERED IN SETS AS WELL AS INDIVIDUAL LIGHTS THAT CAN BE COMBINED PER CUSTOMER REQUIREMENTS. FROM 2018, CAPSULA IS FITTED WITH SPECIAL INTEGRATED CONNECTORS DEVELOPED BY BROKIS TO FACILITATE INSTALLATION AND CLEANING.

#### TECHNOLOGY

THE CRAFTSMANSHIP APPLIED IN PRODUCTION FOLLOWS IN THE CENTURIES-OLD TRADITION AND EXPERIENCE OF MASTER GLASSMAKERS. THE PRECISION CRAFTING OF HAND-BLOWN GLASS INSTILLS DISTINCTIVE, ENDURING CHARACTER AND OUTSTANDING QUALITY IN ALL BROKIS PRODUCTS. THE GLASS SHADES ARE FORMED FROM MULTIPLE LAYERS OF MOLTEN GLASS, EACH OF WHICH IS SCRUTINIZED BY THE MASTER GLASSMAKER PRIOR TO BEING BLOWN INTO THE MOLD. UP TO 70% OF THE RESULTING QUALITY IS ACHIEVED IN THIS STAGE OF PRODUCTION. NO LESS ATTENTION TO DETAIL IS PAID IN HANDCRAFTING THE WOODEN ELEMENTS OF THE LIGHT. EACH PIECE IS INDIVIDUALLY PROCESSED BY THE ARTISAN IN A SERIES OF STRICTLY OBSERVED PRODUCTION STAGES. WE TAKE SPECIAL CARE IN SELECTING QUALITY FINE WOOD AND ECOLOGICALLY FRIENDLY MATERIALS TO TREAT IT WITH.



## PRODUCT LIST

### PRODUCT CLASSIFICATION

| <b>CAPSULA</b>                   |     |  | <b>PC937</b> |
|----------------------------------|-----|--|--------------|
| GLASS COLOUR                     | BAS | OPALINE - TRANSPARENT GLASS              | CGC38 •      |
| GLASS COLOUR                     | BAS | SMOKE GREY - TRANSPARENT GLASS           | CGC516 •     |
| GLASS COLOUR                     | BAS | TRANSPARENT GLASS                        | CGC23 •      |
| GLASS SURFACE                    | ALL | GLOSSY SURFACE                           | CGSU66       |
| COLOUR OF THE INNER GLASS        | BAS | AMBER - TRANSPARENT GLASS                | CGCI686 •    |
| COLOUR OF THE INNER GLASS        | BAS | RED - TRANSPARENT                        | CGCI913 •    |
| COLOUR OF THE INNER GLASS        | BAS | VIOLET - TRANSPARENT GLASS               | CGCI683 •    |
| COLOUR OF THE INNER GLASS        | BAS | OPALINE - TRANSPARENT GLASS              | CGCI749 •    |
| COLOUR OF THE INNER GLASS        | BAS | ORANGE - TRANSPARENT GLASS               | CGCI938 •    |
| COLOUR OF THE INNER GLASS        | BAS | LIGHT BLUE - TRANSPARENT GLASS           | CGCI912 •    |
| COLOUR OF THE INNER GLASS        | BAS | SMOKE GREY - TRANSPARENT GLASS           | CGCI685 •    |
| COLOUR OF THE INNER GLASS        | BAS | DARK SMOKE GREY - TRANSPARENT GLASS      | CGCI684 •    |
| COLOUR OF THE INNER GLASS        | BAS | TRANSPARENT GLASS                        | CGCI682 •    |
| COLOUR OF THE INNER GLASS        | BAS | YELLOW - TRANSPARENT GLASS               | CGCI681 •    |
| GLASS SURFACE OF THE INNER GLASS | ALL | GLOSSY SURFACE                           | CGSUI906     |
| GLASS SURFACE OF THE INNER GLASS | ALL | ACID-ETCHED BOTH SIDE SURFACE            | CGSUI905     |
| SURFACE FINISH                   | BAS | IRON - WHITE MATT POWDER COATING         | CCS845 •     |
| SURFACE FINISH                   | BAS | IRON - BLACK MATT POWDER COATING         | CCS846 •     |
| CANOPY SURFACE FINISH            | BAS | IRON - WHITE MATT POWDER COATING         | CCSC618      |
| CANOPY SURFACE FINISH            | BAS | IRON - BLACK MATT POWDER COATING         | CCSC619      |
| CABLE COLOUR                     | BAS | TEXTILE CABLE - WHITE                    | CECL521 •    |
| CABLE COLOUR                     | BAS | TEXTILE CABLE - BLACK                    | CECL519 •    |
| CABLE COLOUR                     | EXT | TEXTILE CABLE - WHITE / SURCHARGE PER 1M | CECL713      |
| CABLE COLOUR                     | EXT | TEXTILE CABLE - BLACK / SURCHARGE PER 1M | CECL704      |
| BULBS                            | BAS | 24V. LED. 2700K. DIM                     | CEB1945      |
| BULBS                            | BAS | 24V. LED. 4000K. DIM                     | CEB1946      |
| BULBS                            | BAS | 24V. LED. 5000K. DIM                     | CEB1947      |
| DIMMABLE VERSION                 | BAS | NON-DIMMABLE VERSION                     | CEDV1457     |
| DIMMABLE VERSION                 | ADD | 1-10V                                    | CEDV1460     |
| DIMMABLE VERSION                 | ADD | AC PHASE-CUT                             | CEDV1730     |
| DIMMABLE VERSION                 | ADD | DALI VERSION                             | CEDV1458     |
| DIMMABLE VERSION                 | ADD | PWM SIGNAL                               | CEDV1459     |
| DIMMABLE VERSION                 | ADD | RF SYSTEM - STANDARD DIMMABLE VERSION    | CEDV1461     |
| CERTIFICATION                    | ALL | CE                                       | CEC160       |
| CERTIFICATION                    | ALL | ČSN EN 60598-1                           | CEC567       |
| CERTIFICATION                    | ALL | ČSN EN 60598-2-1                         | CEC568       |

