

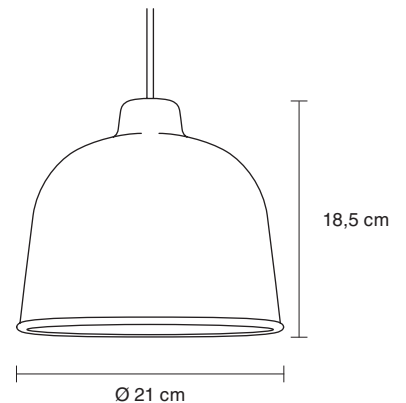
GRAIN PENDANT LAMP


FURNITURE / LIGHTING / ACCESSORIES

PRODUCT FACT SHEET

JENS FAGER ON THE DESIGN "GRAIN is a versatile, environmentally friendly pendant lamp with a warm & welcoming appearance that provides a great quality of light. Interesting details such as the profiled edge & hidden cord lock give GRAIN lots of character despite its simple & iconic shape. The lamp's matt surface from a specially created mix of bamboo grain & plastic composite adds a new perspective to the lamp's look & feel. You can actually see the natural stains & patterns of the material's structure in it."

PROCESS	The lamp shade is made under high pressure casting. Shade and electrical components are hereafter assembled by hand.
DESIGNED BY / YEAR OF DESIGN	Jens Fager / 2015
TYPE	Pendant lamp
DESCRIPTION	A small sized pendant lamp in an innovative material that works well in rows and clusters of two or more. The lamp is equipped with a high quality LED light bulb that will last for 10.000 hours. The LED bulb will save energy but still reflect a natural light and a warm glow.
ENVIRONMENT	Indoor
DIMENSIONS (CM)	Height: 18,5 Ø: 21
MATERIAL	Lamp Shade in mixture of bamboo fibers and polypropylene. Rubber cord.
CANOPY	Canopy is included
COLOURS	Black, grey, dusty red, nature, white, dusty green
VOLTAGE (V)	200-240 V LED G9 Bulb 4 W, 400 Loom, 3000K
CORD LENGTH	4 m Ø: 6 mm
BULB INCLUDED	Yes
CLEANING INSTRUCTIONS	Clean the lamp with a soft dry cloth. Always switch off the electricity before cleaning.
ABOUT THE DESIGNER	Jens Fager is one of Sweden's most interesting young designers, and although a recent graduate from Konstfack University in Stockholm, he has already made an international impact with exhibitions in London, Milan and Stockholm.





GRAIN

PENDANT LAMP

CLEANING / RENGØRING / SÄUBERN / NETTOYAGE / LIMPIEZA

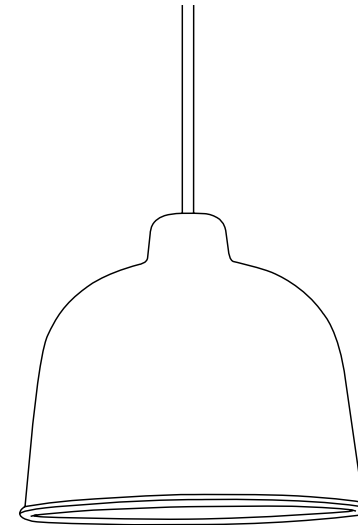
EN Turn off electricity, clean with dry cloth

DK Afbryd elektricitet, rengør med tør klud

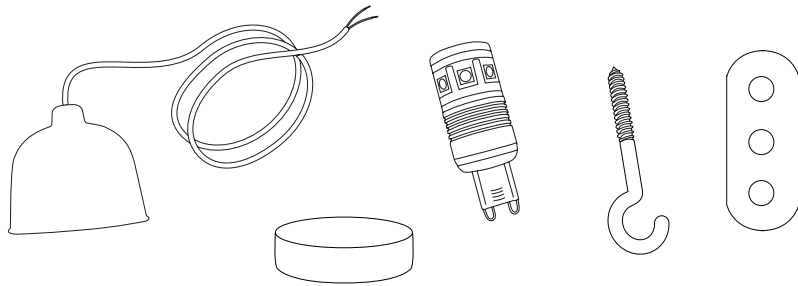
DE Vom strom trennen, mit einem sauberen, trockenen oder feuchten tuch

FR Coupez l'électricité et nettoyez avec un chiffon sec ou humide

ES Desconectar la corriente eléctrica y limpiar con el paño seco o húmedo

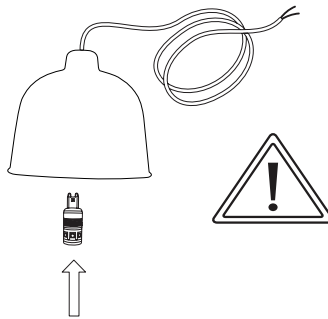


**CONTENT / INDHOLD / INHALT
/ CONTENU / CONTENIDO**



**ASSEMBLY INSTRUCTION / SAMLE MANUAL / MONTAGEANLEITUNG
/ INSTRUCTIONS DE MONTAGE / INSTRUCCIONES DE MONTAJE**

1



EN Disconnect power before installing light bulb. The lamp must only be installed by an electrician.
The lamp may only be used in dry rooms

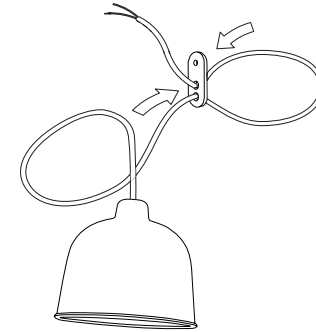
DK Afbryd stømmen før installering. Lampen skal installeres af en elektriker.
Lampen må kun bruges i tørre rum

DE Vor Einsetzen der der Birne den Strom abschalten. Die Lampe darf nur von einem Elektriker
installiert werden. Benutzung der Lampe nur in trockenen Räumen

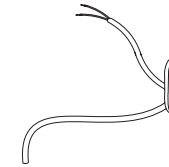
FR Débrancher avant d'installer l'ampoule. La lampe ne doit être installée que par un électricien.
La lampe ne peut être utilisée que dans des pièces sèches

ES Desconecte la corriente antes de instalar la bombilla. La lámpara debe ser instalada
únicamente por un electricista. La lámpara solo se puede utilizar en entornos secos

2



3



4

